

Piano Key Table Runner 24" x 36"

by Sheila Sinclair Snyder and Lisa Bee-Wilson

This table runner looks great with any type of fabric, so look in your stash and use some of it up! This is a FREE pattern, so use some of your "free" fabric....and you can feel really good about this project!

Estimated Fabric Requirements

Piano Key Fabrics – ¼ yard each of 4 fabrics

Focus Fabric – ½ yard

Backing – 7/8 yard or a pieced backing that is 30"x 42"

Binding – 1/4 yard; cut 3 strips WOF

Cutting Instructions



From each Piano Key fabric, cut two - 2" wide strips from WOF.

From Focus fabric cut four – 6 ½" wide strips from WOF; crosscut these into 3 ½" rectangles.


Sewing Instructions

Read all instructions before starting to sew! Get a cup of coffee and enjoy the process! Use ¼" seams. Take a deep breath...here we go!

Using the four Piano Key fabrics, make strip sets by sewing one strip of each color together so that you have all four fabrics sewn together in one strip set. Make 2 strip sets.



Press seams to one side.



Crosscut the strips into 3 ½” wide units. Make 24 units. Sew one piano key unit to each focus fabric rectangle.

Sew together units as shown in diagram on next page. Press seams as follows:

- For 18 blocks, press toward the rectangle
- For 6 blocks, press toward the Piano Key unit (see arrows on diagram for location)

Assemble your quilt by sewing blocks into rows. Press seam allowance in opposite directions from row to row. Then sew rows together. Press seam allowance in one direction.

Now..... put it on your table to enjoy! Make another cup of coffee (or wine if it's later in the afternoon; say...about 3 pm or so)

*We would LOVE to see your finished project! Please send us a photo at our email address listed below and we may showcase it on our websites!

More free patterns will be available throughout the year from the team of Sheila Sinclair Snyder and Lisa Bee-Wilson. This pattern is intended for your personal use only. Items from this pattern may not be produced for commercial resale. All rights reserved. ©

Check out their websites to see their finished table runners:

www.licensetoquilt.com

www.towerhousequilts.com

Questions?

Email Sheila at sheila@licensetoquilt.com

Email Lisa at lisa@towerhousepeople.com

Don't forget to LIKE us on Facebook

Sheila at <https://www.facebook.com/sheila.sinclairsnyder>

Lisa at <https://www.facebook.com/pages/Towerhouse-Quilts/416081435148898>

